

Library Profile of Fondren Library

Joanna Russell Bliss

INFO 5400, Section 001

14 June 2021

APA Citation Format

The author has been employed at Fondren Library as a Research & User Experience Intern since August 2019.

I. General Information

A. Background Information

Fondren Library was the first library building on the Dallas campus of Southern Methodist University (SMU, 2016). The library was created to support the students, faculty and staff of SMU. The building has gone through several iterations, with its most recent renovation taking place in 2016, with the creation of a learning commons on the first floor and the renovation of older spaces elsewhere.

Several other libraries on campus support specific colleges and programs, like the Business Library, Bridwell Library (associated with the Perkins School of Theology), the Underwood Law Library, and the Hamon Arts Library (for the Meadows School of the Arts). Fondren Library supports the remainder of the colleges at the Dallas campus: "the Dedman College of Humanities and Sciences, the Lyle School of Engineering, and the Simmons School of Education and Human Development," (SMU, n.d., 4th bullet).

Fondren Library also houses DeGolyer Library, which is the university's archives and special collections, and Technical Services, but these operate independently of the primary staff at Fondren Library (SMU Libraries, 2018; SMU Libraries, 2021b; SMU Libraries, 2021c).

B. Service Area

The address of Fondren Library is 6414 Robert S. Hyer Lane in Dallas, Texas (SMU Libraries, n.d.j). The building is at the center of the campus, just next door to the student center, Hughes-Trigg, and the library serves the population of SMU students, faculty

and staff, whether they are on the campus in Dallas, a satellite campus in Taos, New Mexico, or around the world.

C. Intended Audience/Target Population

Fondren Library was primarily created to serve the students, faculty and staff at Southern Methodist University. The collection focuses on resources to support the study of the humanities and sciences, engineering and computer science, and education and human development (SMU Libraries, n.d.b). As with any academic library, its secondary users are scholars and researchers around the world, including those close to the campus in Dallas.

According to the census data collected in 2010, Dallas is the third largest city in the state of Texas, although if the populations of Dallas and Fort Worth are added together, the combined metropolitan population of 1.9 million would push it into second place for the state (List of municipalities in Texas, 2021). More diverse than the state at large, the city's population demographics are still similar to the states', with groups of white and Hispanics/Latinos representing the largest percentages of the population (U.S. Census Bureau, 2019a; U.S. Census Bureau, 2019b). Dallas has a higher percentage of Black people than the state at large, but a smaller population of Asians, and both the state and city have even smaller groups of multiracial people and other categories.

With more than half of the students coming from the state of Texas, it's not surprising that the demographics of Southern Methodist University are similar to those of the state of Texas. Minorities make up 31% of the students at SMU, with those of Hispanic or

Latinx descent the most common minority in both undergraduate and graduate groups (SMU, 2020f; SMU, 2020d). Groups of Blacks/African Americans and Asians are smaller but still significant, at 6.9% and 7.5%, respectively, with other ethnic groups reflecting the state's small populations (SMU, 2020d). In addition, 9% of the students are international, with noteworthy groups from China and India, although for India the undergraduate population is small (6) compared to the graduate one (155), while the Chinese student population is distinct for both undergraduate (204) and graduate (288) populations (SMU, 2020e).

Unfortunately, the faculty is even less diverse than the student population, with less than 20% of the faculty identifying as a minority ethnicity (SMU, 2020b). This makes it difficult for non-white students on campus to see themselves reflected in their teachers. This is also true for women on campus. While the gender split on campus is fairly even, there are fewer women faculty than men (SMU, n.d.; SMU, 2020c). In particular, women only make up 1/3 of the tenured and tenure track faculty. But it does look like the administration at the university is working to shift these dynamics, as the one tenure category with more women is that of Assistant Professor (61 women, 50 men), so perhaps there is a concerted effort to hire more women at these lower levels who can eventually grow into full professor positions with tenure (SMU, 2020c). See Appendix A for the full tables of statistics on student and faculty demographics.

II. Funding

A. Sources of Funding

There are two key ways that Fondren Library gets its funds (S. Sanabria, personal communication, June 11, 2021). The bulk of the money distributed to the library for collections, referred to by Technical Services as the General Account, is distributed by the university Provost from monies received via tuition, grants and private gifts. This distribution covers SMU Libraries as a whole, with the exception of Bridwell Library, funded through an endowment; DeGolyer Library, funded through gifts; and the Underwood Law Library, which has stricter requirements for collections and its funding. The monies received via the Provost in this manner fund primarily electronic resources that are used for all libraries and the SMU community at large, including databases, journals, DVDs and streaming media, and e-books.

The libraries also receive a smaller amount of money via endowments pledged to the library (S. Sanabria, personal communication, June 11, 2021). Because the interest received through these endowments are not as consistent year-to-year as the money received from the Provost, this money is used primarily for books and physical resources. While there is a Friends organization that collects money from donors, it is the university funds and the endowment funds that pay for the majority of the collection available through Fondren Library.

B. Budget

General Account funds spent on collections for Fondren Library also support Hamon Arts Library, the Business Library, and the library on the satellite campus in Taos, New Mexico (S. Sanabria, personal communication, June 11, 2021). For the latest fiscal year, this account budgeted \$5.2 million for purchasing resources (Sanabria, 2021b). More than 90% of that money was for electronic journals and databases. The rest was allocated for print journals, electronic books purchased on-demand, media, and other miscellaneous costs.

The spending of Endowment funds is focused primarily on print resources; 96% of the monies used from these funds went toward book purchases (Sanabria, 2021b). The Endowment funds reflect 25 different donors to the university, some of which have placed limits on how the money can be spent (S. Sanabria, personal communication, June 11, 2021). For example, the class of 1937 donated money that can only be used to purchase modern novels. Other donors have stipulated that their funds be used to purchase resources on Texas history or Greco-Roman culture. This specializes the collections for these areas of study regardless of their connection to current curriculum, although the subject librarians and Technical Services do their best to work with faculty to support current research on campus. See Appendix B for the tables showing the spending budgets for the General Account and Endowments in the 2021 fiscal year, which ended on May 31, 2021.

C. Budget History

The budgets for SMU Libraries have been steadily increasing over the last five years (Sanabria, 2021a). The base expected increase per year is 3%, but the libraries often have requests approved for higher increases when costs have gone up in excess of that amount (S. Sanabria, personal communication, June 11, 2021). The primary cause for such increases (for example, increases of 16% and 15% in 2018 and 2019) has been the steadily increasing cost of electronic resources, particularly from the largest publishers.

III. Collections

A. Overview

Fondren Library has 280,000 square feet of space and more than 3 million volumes (Two SMU libraries get big gifts for renovations, 2013). While there are several reading areas throughout the complex, as well as offices for staff librarians, a majority of the building is reserved for shelving of physical books.

Unfortunately, one of the oldest sections of books is on the first floor of Fondren, a Dewey section that was never updated to the Library of Congress organization used throughout the remainder of the building, aside from one room of Dewey literature elsewhere. This means that if students come into the building and head to the Blue side of the building (the northern section of the library), they must walk past these dusty (and sometimes tattered) books on their way to study spaces on the upper levels. But overall, most of the other shelving areas are tidy and well-spaced, with room on each shelf for

reshelving and additions to the collection, and books that are clean and in good condition.

While the most degrees awarded at SMU in 2020 were from the Cox School of Business, which is supported by the Business Library at SMU, several of the programs supported by Fondren have significant amounts of students as well, both in undergraduate and graduate programs (SMU, 2020a). Degrees awarded by the Dedman College of Humanities and Sciences made up more than 20% of those awarded in 2020, and there are considerable groups graduating from the Lyle School of Engineering and the Simmons School of Education and Human Development too. With hundreds of students in these programs each year, they need the latest resources in order to learn and succeed in their programs. See Appendix C for the full breakdown of degrees awarded in 2020.

B. Formats Collected

Fondren Library collects books, journals, electronic resources, text and data sets, and media (SMU Libraries, n.d.h). The administration prefers electronic journals over print when available. Subject librarians work with faculty to purchase streaming media when available, but VHS and DVD media were recently moved out of Fondren Library to the Hamon Arts Library; the only remaining media format held at Fondren Library is audio CDs for learning languages, and even those may be removed to Hamon by the end of 2021 (K. Yapp, personal communication, May 27, 2021).

C. Collection Arrangement

The collection at Fondren Library is organized by Library of Congress call numbers, with the exception of two older collections that are still organized by the Dewey Decimal System. The complex is divided into three sections, labeled Red, Blue and Grey (after the official colors of SMU). These sections reflect that the complex was originally three separate buildings that have been linked together, which can make movement from one section to another challenging. For example, to get from the third floor on the Blue side to the third floor on the Red side, one must take an elevator to either the first or second floor on the Blue side, then use the walkways to the Red side and take an elevator to the third floor. One can access all three sections only from the first floor.

The main floor for Fondren Library Red has a large student learning commons, two classrooms and several study rooms, and subject librarian offices; the rest of the building has several levels devoted to books (SMU Libraries, n.d.f; SMU Libraries, n.d.g). The basement has bound periodicals and books with call numbers A-B. Call numbers C-D are on level 4, call numbers E-L are on level 2, and all literature call numbers are on level 3 – call numbers beginning with P and older books with Dewey numbers in the 800s.

If you head into Fondren Library Blue from the lobby, you'll see the previously mentioned Dewey section (with books 0-699 and in the 900s), government documents, and study tables and rooms (SMU Libraries, n.d.d). On a mezzanine above, there is more study space and the latest newspapers and periodicals. And on the second floor, users will find the remainder of the Library of Congress call numbers, Q-Z, plus the offices for the interlibrary loan staff. (Fondren Library doesn't hold any books from call

numbers M-N as they are at the fine arts library, Hamon.) The basement and third floor are restricted to library staff only; the basement has oversized books and bound science periodicals, and the third floor is librarian offices and meeting rooms for the Technical Services staff, housed in Fondren but operating as part of a separate hierarchy from the subject librarians on the first floor (SMU Libraries, 2021c).

Fondren Library Grey is the oldest part of the building, and the one with the most different uses. The first floor is home to another open area for students to gather, anchored by a Starbucks and OIT, the Office of Information Technology (SMU Libraries, n.d.c). The second floor has a large reading room with some reference materials on the walls, and a meeting room often used for alumni events. And the third floor is home to DeGolyer Library, for special collections and university archives. Unlike the rest of the libraries on campus, DeGolyer is open to the public by appointment only, although it does have an exhibit space that recently opened back up to the public. See Appendix D for maps of these areas.

D. Items Excluded

Fondren Library does not purchase "textbooks, workbooks, or consumable print materials," although studies have been done on whether textbooks for more popular classes should at least be held for course reserves (SMU Libraries, n.d.h; J. McMichael, personal communication, September 2019). Journals and other serials are only purchased in one format – for example, if SMU Libraries purchases an electronic subscription, it is not purchased in print. And media items on VHS and DVD were

recently moved from Fondren to the Hamon Arts Library, which has taken over the purchase requests for physical media resources.

E. Collection Strengths and Weaknesses

Fondren Library has robust collections for political science, the humanities, education and psychology, and STEM subjects, including computer science and engineering. And while the advanced search function for the online catalog doesn't allow searching by Asian languages, Fondren has print resources in various languages from around the world, which might be helpful for international students.

The largest challenge faced by Fondren Library, as with many other academic libraries, is the cost of electronic journals, which prohibits subscriptions to everything that students and faculty need. One of the most common requests through chat is for an article or publication that a user cannot find in the online catalog. While interlibrary loan usually completes requests for these resources quickly, students and faculty get frustrated when the library does not have direct access to a publication they need for research.

IV. Collection Development

A. Who Develops the Collection

Given the large collections at Fondren Library, the responsibilities for purchasing are distributed throughout two teams: the subject librarians and Technical Services (SMU Libraries, 2021b; SMU Libraries, 2021c). There are two ways that books are purchased

(S. Sanabria, personal communication, June 11, 2021). The bulk of books are purchased via profiles made with vendors for pre-approval. This profile is created by a committee consisting of a representative from Technical Services, the relevant subject librarian and faculty members, and anyone else with a vested interest in that subject. A much smaller portion are selected by the subject librarians individually in conjunction with faculty and graduate students. Either way, the Technical Services staff oversees the purchasing and processing of these materials. During COVID, this team was in constant communication to implement a shift to electronic materials from physical resources (SMU Libraries, n.d.i).

B. How the Collection Is Developed

Collection development occurs on-site on the third floor of Fondren Library Blue in the Technical Services department. A team of 15 librarians (and one accountant) processes resources for addition to the collections: four librarians for purchasing, three librarians for physical processing, and five for cataloging and metadata, as well as two other team members that analyze the collections as a whole – in Fondren and across the other libraries on campus – and manage electronic resources (SMU Libraries, 2021c).

V. Library Services

A. Basic Services

Fondren Library has a large student commons on the first floor of the Red side that

includes roughly 30-40 computers where students can log into their accounts and work on assignments. There are also two large classrooms with around 25 computers each that can be reserved for classes, a GIS workshop, and several study rooms available to reserve. Adjacent to the commons is a Print/Copy/Scan area with two color printers, two black and white printers, and two scanners; other printers that also function as scanners can also be found near the front desk in the lobby and the OIT desk. Other computers can be found throughout the building, one or two at a time, but the largest collection is in the learning commons; WiFi is also available for students to log onto or even for guests to use while in the building.

Fondren Library checks out a variety of electronic chargers and laptops to patrons, but once COVID began, they no longer were loaning headphones (SMU Libraries, n.d.a). The Access Services teams at Fondren and elsewhere on campus began offering curbside pickup after the buildings reopened on a limited basis in June 2020; the service was so popular that it continues to be offered after all restrictions were lifted for building access last month (SMU Libraries, 2021a). When building access was restricted to SMU students, faculty and staff, guests had to use curbside pickup to borrow resources, but now they are able to come into the building to browse books and access some electronic resources through WiFi similar to those affiliated with the university.

B. Programming

Fondren Library offers a range of workshops for students and faculty (SMU Libraries, n.d.n). Topics covered include basic research and citation skills, copyright guidance,

and how to publish; other offerings in the past have helped students register to vote and be an informed voter, learn life skills, and prepare for job interviews. These were held in person in the past and switched to Zoom after COVID. Discussions are still happening about how they will be offered for fall 2021 and beyond.

C. User Education

The librarians at Fondren Library work with faculty to create a variety of instructional content for classes (SMU Libraries, n.d.m). While this content may be tailored to the research assignments for the classes, information literacy is the backbone of any instruction. Librarians often do one-shot instruction for faculty, ranging from the required first-year research and writing courses for freshmen to upper-level courses for undergraduate and graduate courses. They also create modules that can be incorporated into Canvas for students to complete at their leisure. And most librarians at Fondren also build research guides tailored to their respective subject areas and courses.

V. Existing Policies

Fondren Library has detailed collection development policies available through the website. The general collection development policy states guidelines across library buildings for collection purpose, collection depth, collection formats, and guidelines for weeding, conservation and preservation (SMU Libraries, n.d.h). The website also has 27 distinct subject-specific collection development policies based on the separate colleges and degree programs available at SMU (SMU Libraries, n.d.l).

VII. Documentation & Appendices

References

List of municipalities in Texas. (2021). In *Wikipedia*.

https://en.wikipedia.org/wiki/List_of_municipalities_in_Texas

Sanabria, S. H. (2021a). *Annual increase to General Account*. Unpublished internal company document. Received June 11, 2021.

Sanabria, S. H. (2021b). *Budgets and balances: FY21*. Unpublished internal company spreadsheet. Received June 11, 2021.

SMU Libraries. (2018). *DeGolyer organizational chart*. Southern Methodist University.

https://www.smu.edu/-/media/Site/Libraries/StaffResources/org-charts/DeGolyerOrg_2018-10-12.pdf?la=en

SMU Libraries. (2021a). *Curbside pickup at SMU Libraries*. Southern Methodist University. <https://www.smu.edu/libraries/covid19/pickup>

SMU Libraries. (2021b). *Fondren Library organizational chart*. Southern Methodist University. https://www.smu.edu/-/media/Site/Libraries/StaffResources/org-charts/FondrenOrg_2021-04-22.pdf?la=en

SMU Libraries. (2021c). *Technical Services, Systems & nCDS organizational chart*. Southern Methodist University. https://www.smu.edu/-/media/Site/Libraries/StaffResources/org-charts/TS_Systems_nCDSOrg_2021-02-01.pdf?la=en

SMU Libraries. (n.d.a). *Available equipment at Fondren Library*. Southern Methodist University. <https://www.smu.edu/libraries/Fondren/services/computing/equipment>

SMU Libraries. (n.d.b). *Collections overview*. Southern Methodist University. <https://www.smu.edu/libraries/about/collections>

SMU Libraries. (n.d.c). *DeGolyer Library map*. Southern Methodist University. <https://www.smu.edu/libraries/location-maps/degolyer>

SMU Libraries. (n.d.d). *Fondren Library Blue stacks maps*. Southern Methodist University. <https://www.smu.edu/libraries/location-maps/fondren-blue-stacks>

SMU Libraries. (n.d.e). *Fondren Library Centennial Reading Room, level 2 map*. Southern Methodist University. <https://www.smu.edu/libraries/location-maps/fondren-reading-room>

SMU Libraries. (n.d.f). *Fondren Library floor map, first floor*. Southern Methodist University. <https://www.smu.edu/-/media/Site/Libraries/fondren/about/maps/fondrenfirst.pdf?la=en>

SMU Libraries. (n.d.g). *Fondren Library Red stacks maps*. Southern Methodist University. <https://www.smu.edu/libraries/location-maps/fondren-red-stacks>

SMU Libraries. (n.d.h). *General collection development policy*. Southern Methodist University. <https://www.smu.edu/libraries/about/collections/general>

SMU Libraries. (n.d.i). *Interim collection development policy for course materials*.

Southern Methodist University.

<https://www.smu.edu/libraries/about/collections/interim>

SMU Libraries. (n.d.j). *Maps & directions*. Southern Methodist University.

<https://www.smu.edu/libraries/about/maps>

SMU Libraries. (n.d.k). *Services at Fondren Library*. Southern Methodist University.

<https://www.smu.edu/libraries/fondren/services>

SMU Libraries. (n.d.l). *Subject collection development policies*. Southern Methodist

University. <https://www.smu.edu/libraries/about/collections/subject>

SMU Libraries. (n.d.m). *Teaching and SMU Libraries*. Southern Methodist University.

<https://www.smu.edu/libraries/services/teaching>

SMU Libraries. (n.d.n). *Workshop topics*. Southern Methodist University.

<https://www.smu.edu/libraries/fondren/services/workshops/topics>

Southern Methodist University. (2016). *SMU celebrates Fondren Library transformation*.

<https://www.smu.edu/News/2016/founders-weekend-fondren-12april2016>

Southern Methodist University. (2020a). Degrees awarded by academic year.

<https://www.smu.edu/-/media/Site/ir/Trends/2020/>

[Student/Degrees_Awarded_Acad_Year_Compare_2000-2021.pdf?la=en](https://www.smu.edu/-/media/Site/ir/Trends/2020/Student/Degrees_Awarded_Acad_Year_Compare_2000-2021.pdf?la=en)

Southern Methodist University. (2020b). *Instructional faculty by ethnicity and gender.*

https://www.smu.edu/-/media/Site/ir/Trends/2020/Faculty/Eth_Gen_2020-2021.pdf?la=en

Southern Methodist University. (2020c). *Instructional faculty by tenure status, rank and gender.* [https://www.smu.edu/-/media/Site/ir/Trends/2020/Faculty/](https://www.smu.edu/-/media/Site/ir/Trends/2020/Faculty/Ten_Rank_Gen_2020-2021.pdf?la=en)

[Ten_Rank_Gen_2020-2021.pdf?la=en](https://www.smu.edu/-/media/Site/ir/Trends/2020/Faculty/Ten_Rank_Gen_2020-2021.pdf?la=en)

Southern Methodist University. (2020d). *Student headcount by gender and ethnicity.*

[https://www.smu.edu/-/media/Site/ir/Trends/2020/Student/](https://www.smu.edu/-/media/Site/ir/Trends/2020/Student/Student_headcount_by_gender_and_ethnicity_2020-21.pdf?la=en)
[Student_headcount_by_gender_and_ethnicity_2020-21.pdf?la=en](https://www.smu.edu/-/media/Site/ir/Trends/2020/Student/Student_headcount_by_gender_and_ethnicity_2020-21.pdf?la=en)

Southern Methodist University. (2020e). *Students by country of origin.*

[https://www.smu.edu/-/media/Site/ir/Trends/2020/Student/](https://www.smu.edu/-/media/Site/ir/Trends/2020/Student/Students_by_Country_of_Origin_2020-2021.pdf?la=en)
[Students_by_Country_of_Origin_2020-2021.pdf?la=en](https://www.smu.edu/-/media/Site/ir/Trends/2020/Student/Students_by_Country_of_Origin_2020-2021.pdf?la=en)

Southern Methodist University. (2020f). *Students by state of origin.*

[https://www.smu.edu/-/media/Site/ir/Trends/2020/Student/](https://www.smu.edu/-/media/Site/ir/Trends/2020/Student/Students_by_State_of_Origin_2020-21.pdf?la=en)
[Students_by_State_of_Origin_2020-21.pdf?la=en](https://www.smu.edu/-/media/Site/ir/Trends/2020/Student/Students_by_State_of_Origin_2020-21.pdf?la=en)

Southern Methodist University. (n.d.). *Campus profile.*

<https://www.smu.edu/AboutSMU/Facts/CampusProfile>

Two SMU libraries get big gifts for renovations. (2013, May 9,). *Dallas Morning News.*

<https://www.dallasnews.com/business/2013/05/10/two-smu-libraries-get-big-gifts-for-renovations/>

U.S. Census Bureau. (2019a). *Quick facts: Dallas city, Texas.*

<https://www.census.gov/quickfacts/fact/table/dallascitytexas/PST045219>

U.S. Census Bureau. (2019b). *Quick facts: Texas.*

<https://www.census.gov/quickfacts/TX>

Appendix A: Detailed Demographics

The state of Texas and the city of Dallas.

Race and Hispanic origin for the state of Texas.

	Percentage of Total Population
White alone, not Hispanic or Latino	41.2%
Hispanic or Latino	39.7%
Black or African American	12.9%
Asian	5.2%
Two or More Races	2.1%
American Indian/Alaskan Native	1.0%
Native Hawaiian and Other Pacific Islander	0.1%

Source: U.S. Census Bureau. (2019b). *Quick facts: Texas*.

<https://www.census.gov/quickfacts/TX>

Population data for the five largest cities in Texas.

	Population from the 2010 Census
Houston	2,099,451
San Antonio	1,327,407
Dallas	1,197,816
Austin	790,390
Fort Worth	741,206

Source: List of municipalities in Texas. (2021). In *Wikipedia*.

https://en.wikipedia.org/wiki/List_of_municipalities_in_Texas

Race and Hispanic origin for the city of Dallas.

	Percentage of Total Population
Hispanic or Latino	41.8%
White alone, not Hispanic or Latino	29.0%
Black or African American	24.3%
Asian	3.4%

Two or More Races	2.4%
American Indian/Alaskan Native	0.3%
Native Hawaiian and Other Pacific Islander	0.0%

Source: U.S. Census Bureau. (2019a). *Quick facts: Dallas city, Texas.*

<https://www.census.gov/quickfacts/fact/table/dallascitytexas/PST045219>

All statistics below for Southern Methodist University are for the academic year beginning in Fall 2020 except the degrees awarded, which are for 2020.

Student demographics.

Enrollment figures.

	Enrollment Figures
Undergraduate students	6,827 (51% male, 49% female)
Graduate students	5,546 (52% male, 48% female)
<i>Total enrolled students</i>	<i>12,373</i>

Source: Southern Methodist University. (n.d.a). *Campus profile.*

<https://www.smu.edu/AboutSMU/Facts/CampusProfile>

Diversity on campus: Figures for minority enrollment.

	Undergraduate	Graduate	Total	Percentage of Total Enrollment
American Indian/ Alaskan Native	16	8	24	0.2%
Asian	549	380	929	7.5%
Black/African American	540	315	855	6.9%
Hispanic/Latinx	859	759	1,618	13.1%
Native Hawaiian/ Other Pacific Islander	2	7	9	0.07%
Two or More Races	289	163	452	3.7%
<i>Total Minority Students (U.S. Residents)</i>	<i>2,255</i>	<i>1,632</i>	<i>3,887</i>	<i>31.4%</i>

Source: Southern Methodist University. (2020d). *Student headcount by gender and ethnicity*. https://www.smu.edu/-/media/Site/ir/Trends/2020/Student/Student_headcount_by_gender_and_ethnicity_2020-21.pdf?la=en

Diversity on campus: Figures for international enrollment.

	Undergraduate	Graduate	Total	Percentage of Total Enrollment
Brazil	8	10	18	0.1%

Canada	12	14	26	0.2%
China	204	288	492	4.0%
India	6	115	121	1.0%
Korea, Republic of	9	19	28	0.2%
Mexico	26	39	65	0.5%
All Other Countries	127	240	367	3.0%
<i>Total International Students</i>	<i>392</i>	<i>725</i>	<i>1,117</i>	<i>9.0%</i>

Source: Southern Methodist University. (2020e). *Students by country of origin*.

[https://www.smu.edu/-/media/Site/ir/Trends/2020/Student/](https://www.smu.edu/-/media/Site/ir/Trends/2020/Student/Students%20by%20Country%20of%20Origin%2020-2021.pdf?la=en)

[Students by Country of Origin 2020-2021.pdf?la=en](https://www.smu.edu/-/media/Site/ir/Trends/2020/Student/Students%20by%20Country%20of%20Origin%2020-2021.pdf?la=en)

Diversity on campus: Figures for enrollment of U.S. residents by state.

	Undergraduate	Graduate	Total	Percentage of Total Enrollment
California	858	163	1,021	8.3%
Florida	264	70	334	2.7%
Georgia	155	37	192	1.6%

Illinois	194	51	245	2.0%
Louisiana	91	55	146	1.2%
New York	155	46	201	1.6%
Tennessee	114	38	152	1.2%
Texas	2,932	3,652	6,584	53.2%
All Other States	1,672	709	2,381	19.2%
<i>Total Enrollment of U.S. Residents</i>	<i>6,435</i>	<i>4,821</i>	<i>11,256</i>	<i>91.0%</i>

Source: Southern Methodist University. (2020f). *Students by state of origin*.

[https://www.smu.edu/-/media/Site/ir/Trends/2020/Student/Students by State of Origin 2020-21.pdf?la=en](https://www.smu.edu/-/media/Site/ir/Trends/2020/Student/Students%20by%20State%20of%20Origin%202020-21.pdf?la=en)

Faculty demographics.

Instructional faculty by rank and gender.

	Female*	Male*	Total	Percentage of Total Faculty
Full Professor (Tenured or Tenure Track)	48 (22%)	169 (78%)	217	28.3%
Associate Professor (Tenured or Tenure Track)	54 (34%)	104 (66%)	158	20.6%

Assistant Professor (Tenured or Tenure Track)	61 (55%)	50 (45%)	111	14.5%
Instructor (Non-Tenure Track)	4 (24%)	13 (76%)	17	2.2%
Senior Lecturer (Non-Tenure Track)	43 (63%)	25 (37%)	68	8.9%
Lecturer (Non-Tenure Track)	48 (64%)	27 (36%)	75	9.8%
xxx-in-Residence (i.e., Artist-in-Residence)	3 (43%)	4 (57%)	7	0.9%
Clinical/Technical (Non-Tenure-Track)	43 (61%)	27 (39%)	70	9.1%
Professor of Practice (Non-Tenure-Track)	14 (32%)	30 (68%)	44	5.7%
<i>Total Faculty</i>	<i>318 (41%)</i>	<i>449 (59%)</i>	<i>767</i>	

*Percentages below figures represent how many of each gender are represented in each category. For example, 22% of full professors are women, and 78% are men.

Source: Southern Methodist University. (2020c). *Instructional faculty by tenure status, rank and gender*. https://www.smu.edu/-/media/Site/ir/Trends/2020/Faculty/Ten_Rank_Gen_2020-2021.pdf?la=en

Instructional faculty by ethnicity and gender.

	Female*	Male*	Total	Percentage of Total Faculty
Asian	21 (6.6%)	51 (11.4%)	72	9.4%

Black/African American	18 (5.7%)	13 (2.9%)	31	4.0%
Hispanic (of any Race)	20 (6.3%)	21 (4.7%)	41	5.3%
Two or More Races	2 (0.6%)	3 (0.7%)	5	0.7%
<i>Total Minority Faculty</i>	<i>61</i> <i>(19.1%)</i>	<i>88</i> <i>(19.6%)</i>	<i>149</i>	<i>19.4%</i>

*For 2020, no faculty members self-identified as Native Hawaiian/Other Pacific Islander or American Indian/Alaska Native. Percentages below statistics represent percentage of gender of ethnicity and percentage of total minority faculty. For example, 6.6% of women faculty members are Asian, and 9.4% of all faculty members are Asian.

Source: Southern Methodist University. (2020b). *Instructional faculty by ethnicity and gender*. https://www.smu.edu/-/media/Site/ir/Trends/2020/Faculty/Eth_Gen_2020-2021.pdf?la=en

Appendix B: Library Budget

**Budget for General Account (monies from Provost via Academic Affairs) in
FY 2021.**

Category	Allocated	Spent	Percent of Budget*
Electronic Journals	\$2,796,328	\$2,765,182	53.4%
Electronic Databases	\$1,967,000	\$1,653,137	37.5%
Print Continuations	\$185,000	\$140,489	3.5%
DDA e-Books	\$146,000	\$68,478	2.8%
Media	\$101,000	\$93,660	1.9%
Miscellaneous Book-Related Costs	\$18,000	\$17,266	0.3%
Binding	\$28,000	\$9,756	0.5%
<i>Total Funds</i>	<i>\$5,241,328</i>	<i>\$4,747,967</i>	

*Percent of budget reflects how much of the budget is allocated for each category.

Source: Sanabria, S. H. (2021b). *Budgets and balances: FY21*. Unpublished internal company spreadsheet. Received June 11, 2021.

Budget for Endowment funds in FY 2021.

Category	Available Funds	Spent	Percent of Budget*
Book Purchases	\$1,023,641	\$456,495	95.8%
Electronic Databases	\$11,193	\$9,343	2.0%
Electronic Journals	\$8,024	\$6,552	1.4%
Print Continuations	\$7,881	\$3,427	0.7%
Media Replacements/ Added Copies	\$2,000	\$619	0.1%
<i>Total Funds</i>	<i>\$1,052,739</i>	<i>\$476,436</i>	

*Percent of budget reflects how much of the budget was spent in each category.

Source: Sanabria, S. H. (2021b). *Budgets and balances: FY21*. Unpublished internal company spreadsheet. Received June 11, 2021.

Percent of increase in budgeted funds for SMU Libraries over last 5 years.

Fiscal Year	Percent Increase over Previous Year
2022	3%

2021	5%
2020	6%
2019	15%
2018	16%

Source: Sanabria, S. H. (2021a). *Annual increase to General Account*. Unpublished internal company document. Received June 11, 2021.

Appendix C: Programs Offered through Southern Methodist University

Degrees awarded by program in 2020.

	Undergraduate (Bachelors)	Graduate (Masters, Doctorates & Certificates)	Total	Percentage of Total Degrees
Cox Business	531	627	1,158	29.5%
Dedman Humanities and Sciences	765	107	872	22.2%
Dedman Law	NA	253	253	6.5%
Guildhall (Gaming and Technology)	NA	67	67	1.7%
Lyle Engineering	212	354	566	14.4%
Data Science Research & Graduate Studies	NA	135	135	3.4%
Meadows Arts	265	98	363	9.3%
Perkins Theology	NA	60	60	1.5%
Simmons Education and Human Development	102	344	446	11.4%
<i>Total Degrees Awarded</i>	<i>1,875</i>	<i>2,045</i>	<i>3,920</i>	

Source: Southern Methodist University. (2020a). *Degrees awarded by academic year.*

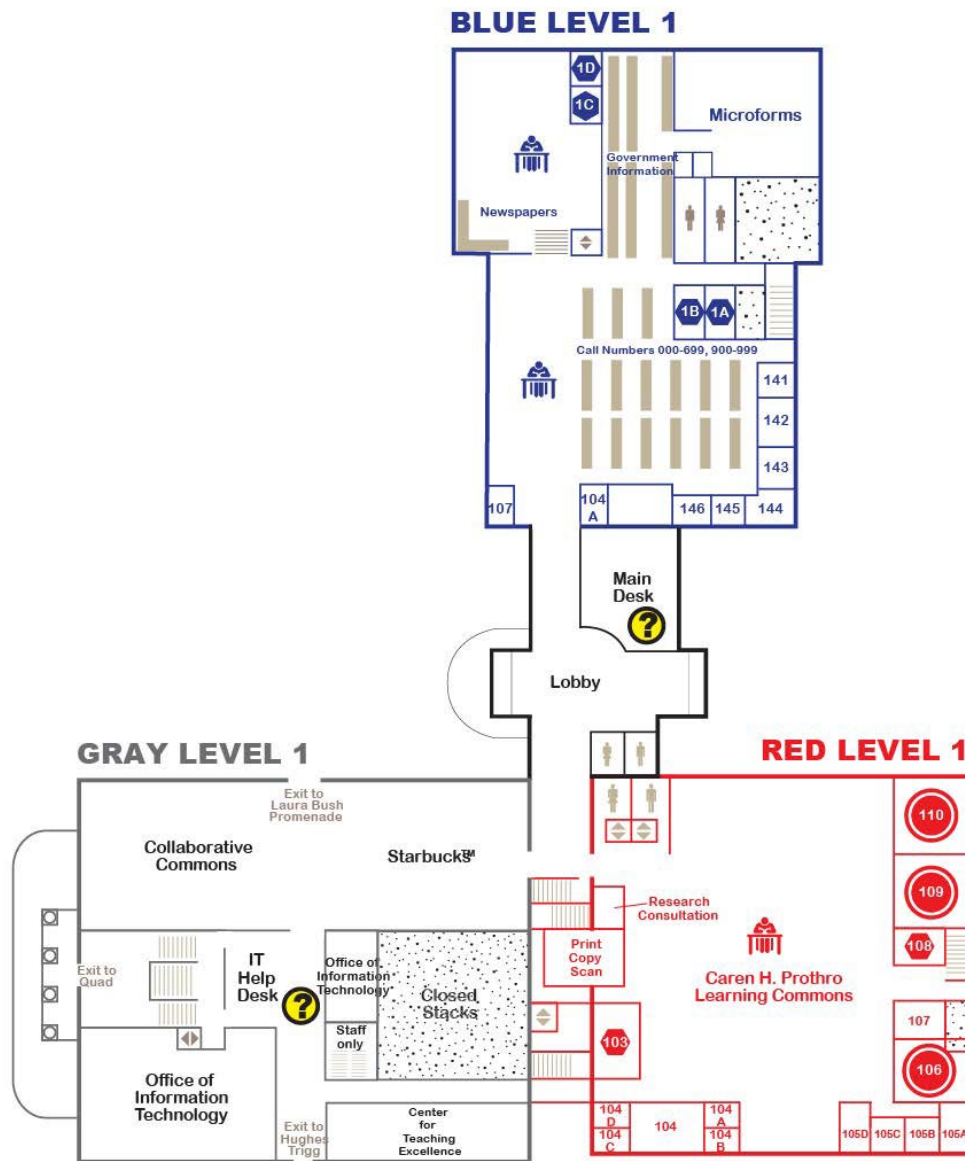
<https://www.smu.edu/-/media/Site/ir/Trends/2020/Student/>

[Degrees_Awarded_Acad_Year_Compare_2000-2021.pdf?la=en](https://www.smu.edu/-/media/Site/ir/Trends/2020/Student/Degrees_Awarded_Acad_Year_Compare_2000-2021.pdf?la=en)

Appendix D: Library Maps

Fondren Library floor plan.

Level 1.



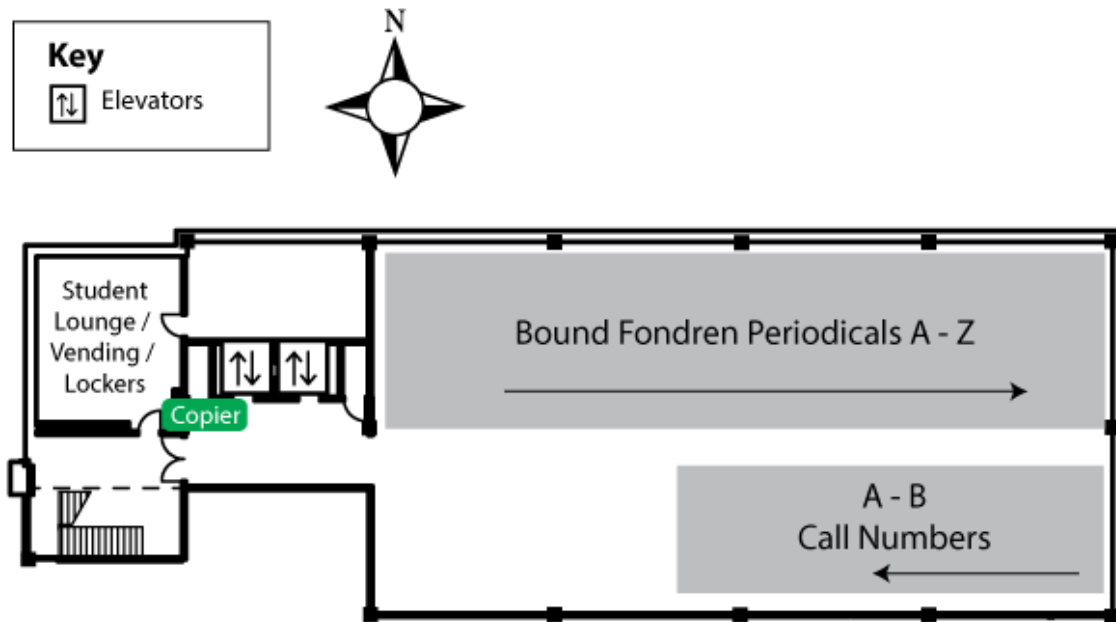
Source: SMU Libraries. (n.d.e). *Fondren Library floor map, first floor*. Southern

Methodist University. <https://www.smu.edu/-/media/Site/Libraries/>

<fondren/about/maps/fondrenfirst.pdf?la=en>

Fondren Library Red stacks.

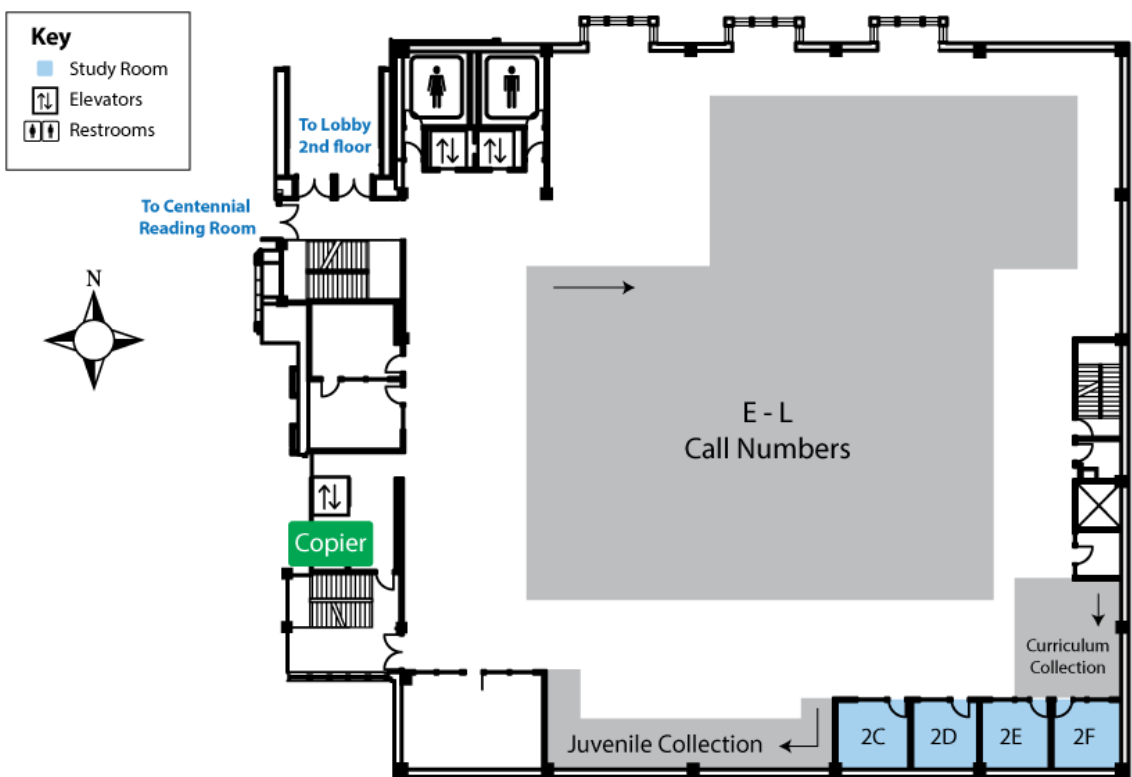
Basement.



Source: SMU Libraries. (n.d.f). *Fondren Library Red stacks*. Southern Methodist

University. <https://www.smu.edu/libraries/location-maps/fondren-red-stacks>

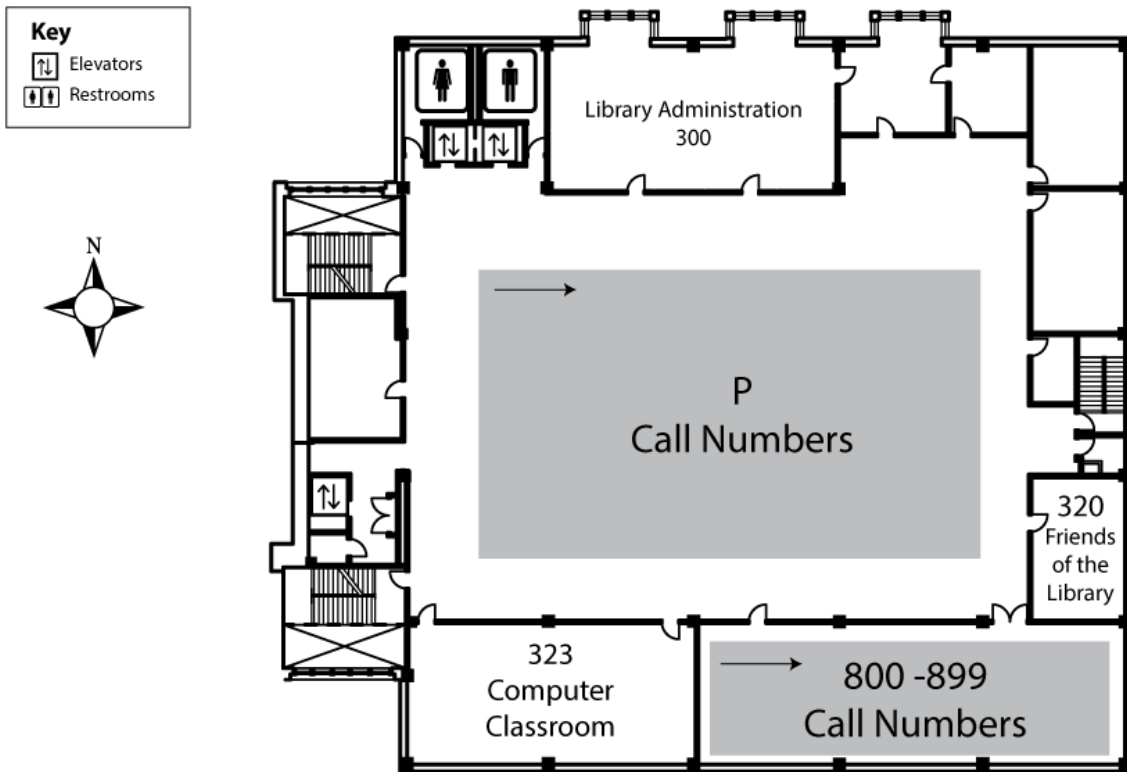
Level 2.



Source: SMU Libraries. (n.d.f). *Fondren Library Red stacks*. Southern Methodist

University. <https://www.smu.edu/libraries/location-maps/fondren-red-stacks>

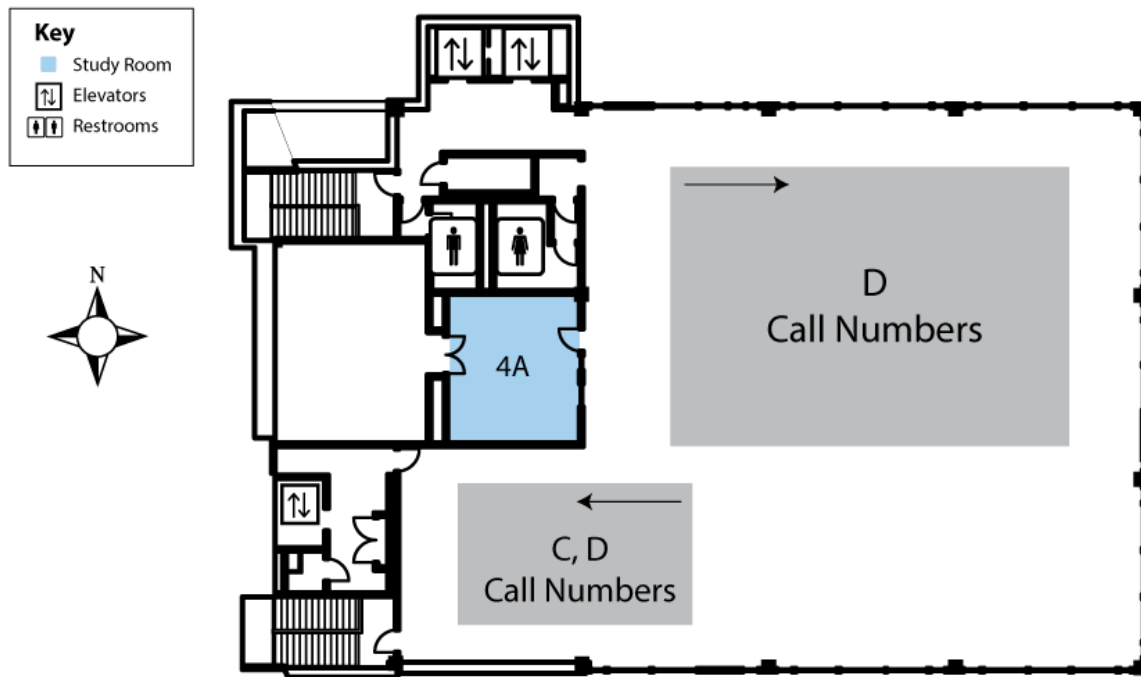
Level 3.



Source: SMU Libraries. (n.d.f). *Fondren Library Red stacks*. Southern Methodist

University. <https://www.smu.edu/libraries/location-maps/fondren-red-stacks>

Level 4.



Source: SMU Libraries. (n.d.f). *Fondren Library Red stacks*. Southern Methodist

University. <https://www.smu.edu/libraries/location-maps/fondren-red-stacks>

Fondren Library Blue stacks.

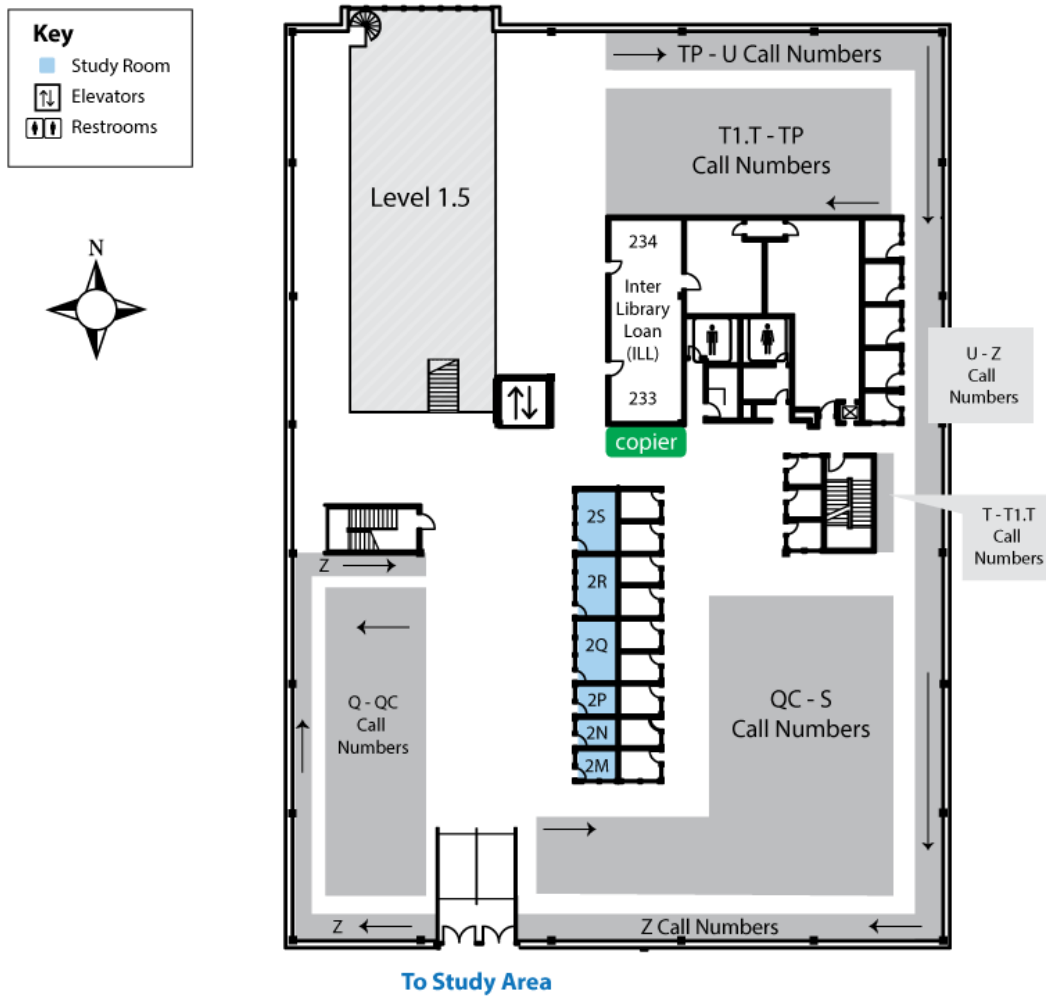
Level 1.



Source: SMU Libraries. (n.d.c). *Fondren Library Blue stacks*. Southern Methodist

University. <https://www.smu.edu/libraries/location-maps/fondren-blue-stacks>

Level 2.



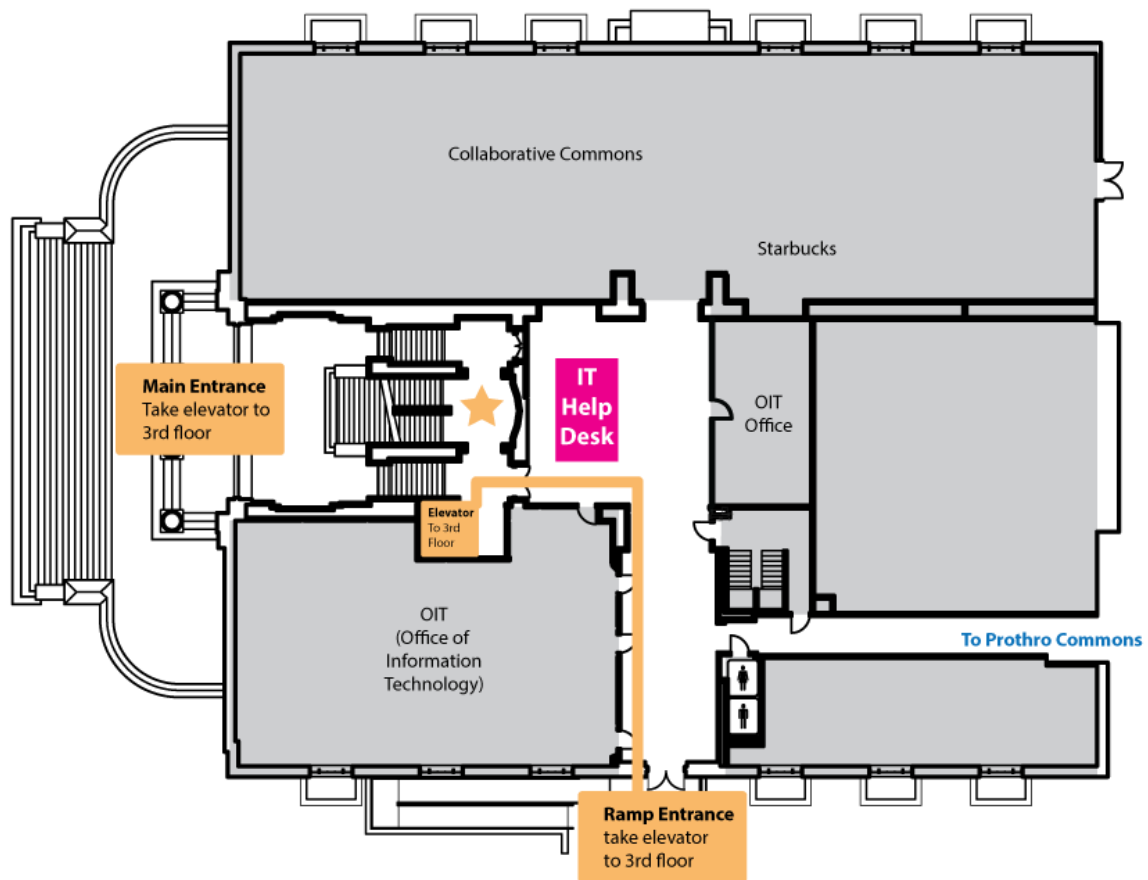
Source: SMU Libraries. (n.d.c). *Fondren Library Blue stacks*. Southern Methodist

University. <https://www.smu.edu/libraries/location-maps/fondren-blue-stacks>

Fondren Library Grey.

Level 1/directions to DeGolyer Library.

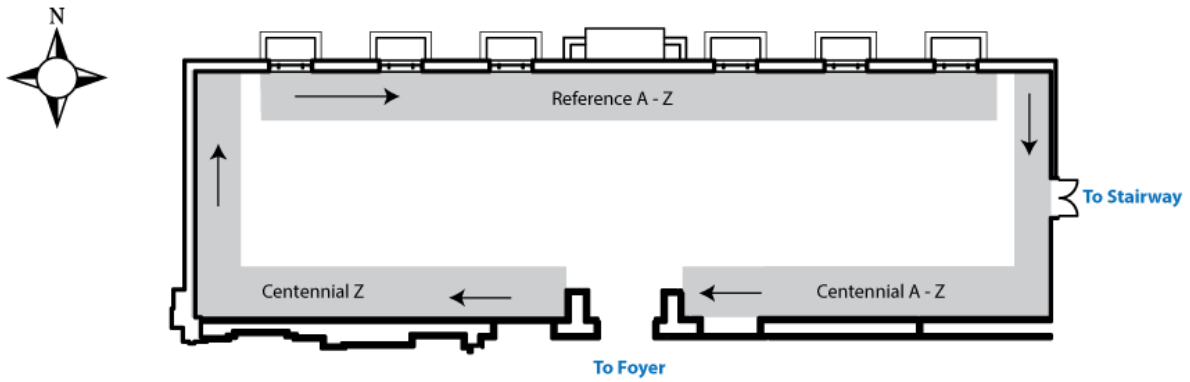
The DeGolyer Library has closed stacks. Please visit the front desk to view collections.
Special permission may be required to access collections prior to your visit.
Contact the library for more information.



Source: SMU Libraries. (n.d.b). *DeGolyer Library*. Southern Methodist University.

<https://www.smu.edu/libraries/location-maps/degolyer>

Level 2, Fondren Library Centennial Reading Room.



Source: SMU Libraries. (n.d.b). *Fondren Library Centennial Reading Room, level 2.*

Southern Methodist University. <https://www.smu.edu/libraries/location-maps/fondren-reading-room>